



La Chance

SUNDAY

JEAN-BAPTISTE SOULETIE

Coffee table ●● 2018



INDEX

introduction	2
specifications	3
packing list	4
assembly instructions	5

La Chance

4, rue de la Pierre Levée 75011 Paris, France | +33 (0) 9 72 31 12 77 | info@lachance.paris | www.lachance.paris

SUNDAY

Sunday is a family of coffee tables and low consoles with a simple and clean design vocabulary. The combination of heavy marble legs with the thin solid wood or marble top creates an interesting contrast while the rounded edges and generous proportions provide a comforting feeling.

Sunday comes in a wide variety of dimensions and shapes (round or square) but can also be custom made to your specifications to perfectly fit your interior.

THE DESIGNER

Jean-Baptiste Souletie is the cofounder and art director of La Chance since 2012.

Jean-Baptiste was a design geek from a young age: "On my bed side table when I was 15, you could find books on Ruhlmann or Eames and I spent my Saturdays in Saint-Germain district furniture or at the flea markets." 10 years after, the passion was still intact when Jean-Baptiste decided to leave the investment fund he was working for and revert to his first love.

SPECIFICATIONS

MATERIALS & FINISHES

FINISHES

LEGS



Pele de Tigre marble



Indian green marble



Black Marquina marble

TOP



Solid walnut



Black stained solid ash



Pele de Tigre marble

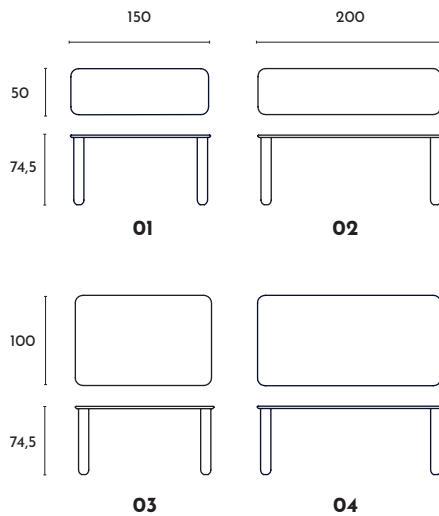


Indian green marble



Black Marquina marble

TECHNICAL DRAWINGS



PACKAGING INFORMATION

COMPONENTS	FINISHES	PACKAGING	DIMENSIONS	WEIGHT	QUANTITY
01					
Top	Wood	Cardboard box	L.150xW.50xH.3	15kg	1 box
	Marble	Wooden crate	L.157xW.70xH.45	80kg	1 crate
Legs	Marble	Wooden crate	L.79xW.57xH.30	70kg	1 crate (4 legs)
02					
Top	Wood	Cardboard box	L.200xW.50xH.3	230kg	1 crate
	Marble	Wooden crate	L.205xW.65xH.50	120kg	1 box
Legs	Marble	Wooden crate	L.79xW.57xH.30	70kg	1 crate (4 legs)
03					
Top	Wood	Cardboard box	L.150xW.100xH.3	30kg	1 crate
	Marble	Wooden crate	L.155xW.115xH.50	150kg	1 box
Legs	Marble	Wooden crate	L.79xW.57xH.30	70kg	1 crate (4 legs)
04					
Top	Wood	Cardboard box	L.200xW.100xH.3	40kg	1 crate
	Marble	Wooden crate	L.205xW.117xH.70	182kg	1 box
Legs	Marble	Wooden crate	L.79xW.57xH.30	70kg	1 crate (4 legs)

Dimensions are in centimeters.

DELIVERY & MAINTENANCE

DELIVERY

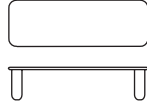
Delivery lead time: 8 weeks

MAINTENANCE

Always use a microfiber cloth and rub lightly. Never apply any solvents.
More info about material and maintenance on www.lachance.paris/moodboard/


PACKING LIST

CONTENT OF THE ORDER




01

1 marble or wooden top
4 marble legs with a metal
structure
20 screws
- M6 type (wooden top)
- M5 type (marble top)
a hex-key




02

1 marble or wooden top
4 marble legs with a metal
structure
20 screws
- M6 type (wooden top)
- M5 type (marble top)
a hex-key



03

1 marble or wooden top
4 marble legs with a metal
structure
20 screws
- M6 type (wooden top)
- M5 type (marble top)
a hex-key



04

1 marble or wooden top
4 marble legs with a metal
structure
20 screws
- M6 type (wooden top)
- M5 type (marble top)
a hex-key

BE CAREFUL

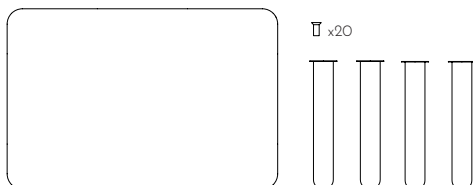
- Never flip the table when the marble legs are screwed to the top.
- Always install the legs from the underside.
- At least 2 people are required to assemble the table.

MORE INFORMATION

www.lachance.paris/products/sunday-table
www.lachance.paris/moodboard

ASSEMBLY INSTRUCTIONS

CONTENT



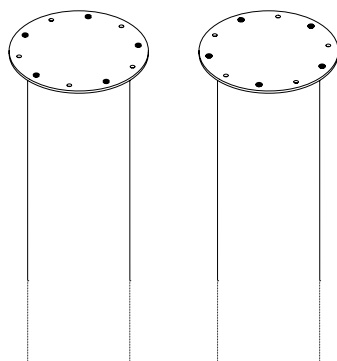
Number of persons: 2-3

Tools required:

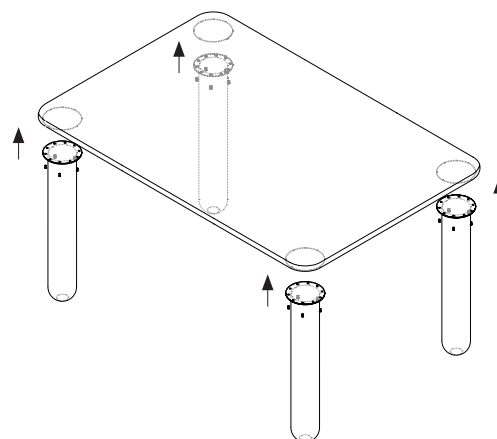
- a hex key (provided)

INSTRUCTIONS

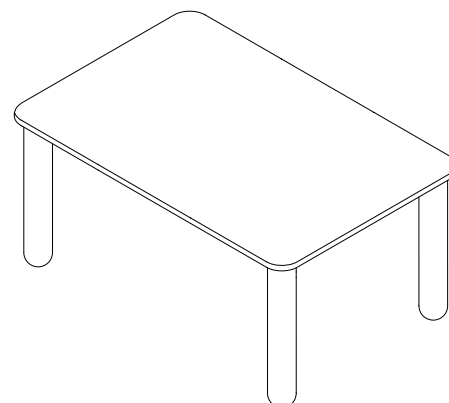
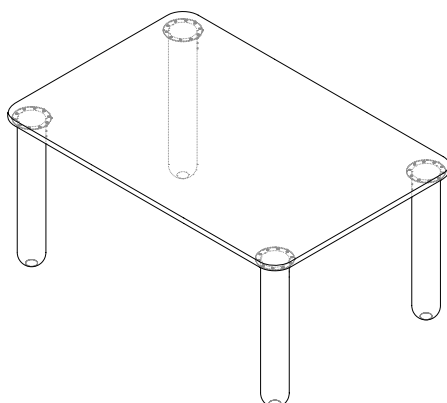
1. Each disc comes with 10 holes: 5 are for M6-type screws (wooden top), the other 5 holes are for M5-type screws (marble top).



2. Pre-screw the legs one by one. For this step, do not tighten them fully.



3. Once the four legs are positioned, tighten them so the legs remain straight.



CONTACT

Do not hesitate to contact us if you have any question about the product, its assembly instructions and maintenance.

La Chance
info@lachance.paris
+33 (0) 9 72 31 12 74